

Nifty Snapshot

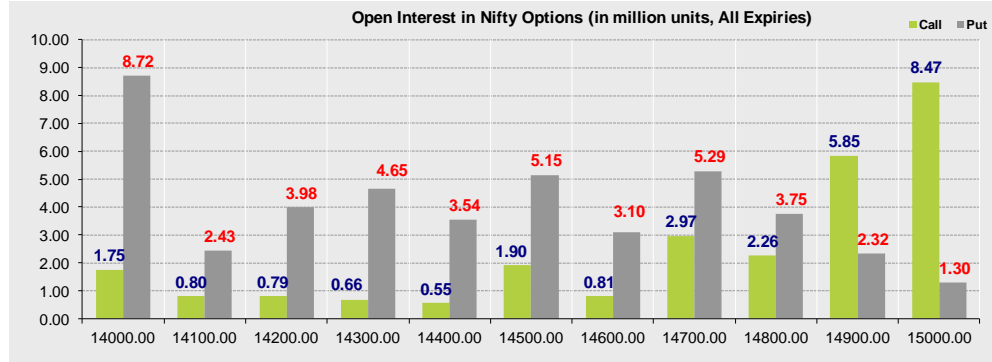
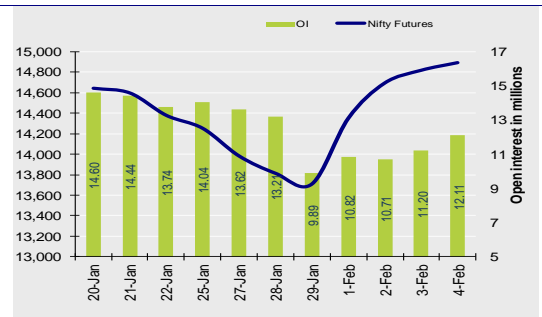
	Close	Prv Cl.	Ab chg	% chg
Spot	14,895.6	14,789.9	105.70	0.71
Futures	14,895.3	14,820.5	74.80	0.50
OI (ml shr)	12.11	11.20	0.91	8.13
Vol (lots)	159579	167260	-7681	-4.6
COC	-0.30	30.60	-30.90	-101.0
PCR-OI	1.52	1.46	0.06	3.8

Market Summary:

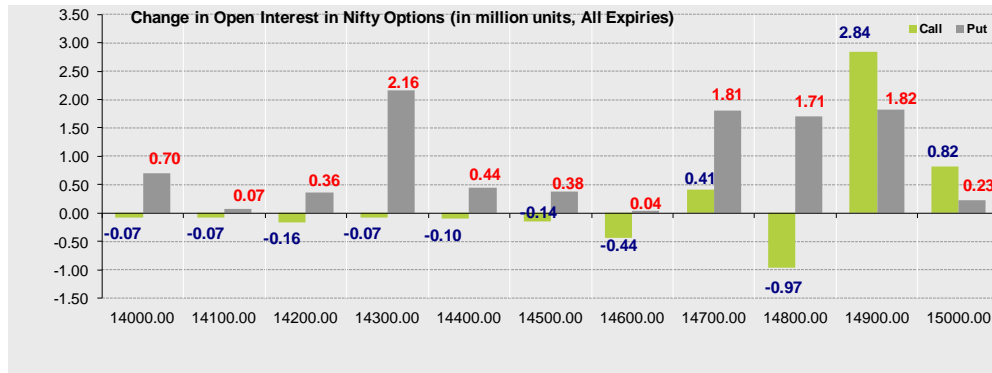
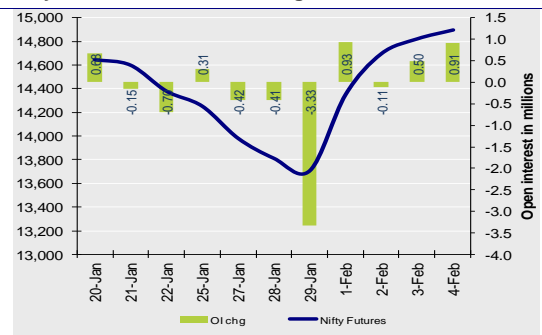
- Indian markets closed on a positive note where buying was mainly seen in Banking, Automobile, Finance sectors. Nifty Feb Future closed at 14895.30 (up 74.80 points) at a discount of 0.30 pts to spot.
- FII's were net buyers in Cash to the tune of 1936.74 Cr and were net sellers in index futures to the tune of 1555.11 Cr.
- India VIX decreased by 2.62% to close at 23.12 touching an intraday high of 23.93.

Open Interest in Nifty Options:

Nifty Futures Price v/s OI



Nifty Futures Price v/s Change in OI



Institutional Activity in previous trading session

(in Rs cr.)	Buy	Sell	Net
Index Futures	4558.04	6113.15	-1555.11
Index Options	934819.58	928113.1	6706.44
Stock Futures	15780.05	15261.63	518.42
Stock Options	12545.43	12581.14	-35.71
FII Cash	11,826.54	9,889.80	1,936.74
DII Cash	6,314.21	7,082.76	-768.55

Net FII Activity (in Rs cr.)

Date	Idx Fut	Stk Fut	Idx Opt	Cash
4-Feb	-1555.1	518.4	6706.4	1936.7
3-Feb	-68.8	-857.9	-2082.5	2520.9
2-Feb	-974.5	-920.9	3561.6	6181.6
1-Feb	2134.7	1349.9	-2519.7	1494.2
29-Jan	-5.1	-182.9	2470.8	-5930.7
28-Jan	-1389.4	919.9	4745.6	-3712.5

- The above second chart shows previous trading day's change in Nifty options where Addition in OI were seen in 14900, 14800, 14700 strike Puts and at 14900, 15000 strike Calls indicating market is likely to remain positive in the near term.
- Highest OI build-up is seen at 15000 strike Call and 14000 strike Put, to the tune of 8.47mn and 8.72mn respectively.

Outlook on Nifty:

- Index is likely to open on a positive note today and is likely to remain range-bound during the day.

Technical Pivot (Intraday):

	S2	S1	PIVOT	R1	R2
NIFTY	14650	14770	14855	14980	15060
BANKNIFTY	33915	34635	35060	35780	36205

Volume Buzzers (Contract wise)

Symbol	Current Volume	Volume Change	Price Chg	One Month Avg
APOLLOTYRE	17084	237%	7.4%	4439
GODREJPROP	6212	232%	-3.7%	2038
SUNTV	9221	177%	6.1%	3638
MANAPPURAM	5461	170%	5.1%	2020
SBIN	80338	145%	5.8%	21815
BAJFINANCE	22561	124%	4.9%	16971
BAJAJ-AUTO	4768	121%	-0.2%	4827
ZEEL	21113	115%	2.2%	6053
BALKRISIND	6925	102%	6.0%	2321
MFSL	1802	96%	2.7%	2569

Stock Ideas

- SBIN & ITC calls of strike 350 & 230 respectively were amongst the most active Calls whereas SBIN & ITC puts of strike 330 & 210 respectively were amongst most active Puts.
- BHEL & TVSMOTOR are likely to show good strength whereas GODREJPROP & UBL are likely to show weakness in today's trading session.

(Price is in Rs; OI is in million units; Price chg and OI chg are in percentage) **NB RESEARCH**

Fresh Longs seen in:

Scrip	Price	Price chg	OI	OI Chg
BHEL	42.5	6.3	148	22.6
MANAPPURAM	182.0	5.1	16.7	20.0
L&TFH	93.7	0.9	33.7	20.0

Fresh Shorts seen in:

Scrip	Price	Price chg	OI	OI Chg
GODREJPROP	1343.6	-3.7	2.6	31.8
ICICIPRULI	479.3	-0.4	8.0	20.5
ASIANPAINT	2415.5	-2.0	6.5	17.2

Short Covering seen in:

Scrip	Price	Price chg	OI	OI Chg
TVSMOTOR	653.6	1.6	4.7	-15.9
COALINDIA	143.3	4.8	31.7	-8.7
CONCOR	479.8	2.9	7.1	-7.8

Long Unwinding seen in:

Scrip	Price	Price chg	OI	OI Chg
UBL	1292.1	-0.4	1.3	-6.2
BOSCHLTD	16410	-1.2	0.1	-5.5
SRTRANSFIN	1428.9	-2.7	4.7	-5.3

Technical Pivot (Intraday):

Script Name	S2	S1	PIVOT	R1	R2
BHEL	38	40	42	44	45
GODREJPROP	1237	1290	1358	1412	1480
TVSMOTOR	629	641	650	662	671
UBL	1266	1279	1292	1305	1318

FROM THE EQUITY DERIVATIVE DESK:

NIRAV HARISH CHHEDA
SENIOR DERIVATIVES AND TECHNICAL ANALYST
E-Mail: nirav.chheda@nirmalbang.com
Tel no: 6273-8199/8000

AMIT BHUPTANI
DERIVATIVES AND TECHNICAL ANALYST
E-Mail: amit.bhuptani@nirmalbang.com
Tel no: 6273-8242/8000

Disclaimer

Nirmal Bang Securities Private Limited (hereinafter referred to as "NBSPL") is a registered Member of National Stock Exchange of India Limited, Bombay Stock Exchange Limited and MCX stock Exchange Limited. We have been granted certificate of Registration as a Research Analyst with SEBI. Registration no. is INH000001766 for the period 23.09.2015 to 22.09.2020.

NBSPL or its associates including its relatives/analyst do not hold any financial interest/beneficial ownership of more than 1% in the company covered by Analyst (in case any financial interest is held kindly disclose)

NBSPL or its associates/analyst has not received any compensation from the company covered by Analyst during the past twelve months. NBSPL /analyst has not served as an officer, director or employee of company covered by Analyst and has not been engaged in market making activity of the company covered by Analyst.

The views expressed are based solely on information available publicly and believed to be true. Investors are advised to independently evaluate the market conditions/risks involved before making any investment decision.

Stock Name	Call (Buy/Sell)	Entry price	Targets	Stop Loss	Duration	Status

NIFTY50 Options OI (CE OI = Resistance) (PE OI = Support)

Symbol	Highest CE OI	Highest PE OI	CMP
ADANIPTS	600	500	572
ASIANPAINT	2500	2400	2415
AXISBANK	750	700	745
BAJAJ-AUTO	4500	4000	4239
BAJAJFINSV	10000	9000	9750
BAJFINANCE	5500	5000	5512
BHARTIARTL	620	600	604
BPCL	420	400	413
BRITANNIA	4000	3400	3597
CIPLA	900	800	839
COALINDIA	150	130	143
DIVISLAB	4000	3400	3689
DRREDDY	5000	4500	4676
EICHERMOT	3200	2800	2970
GAIL	150	130	132
GRASIM	1200	1000	1191
HCLTECH	1000	900	960
HDFC	2800	2500	2714
HDFCBANK	1600	1400	1576
HDFCLIFE	700	650	685
HEROMOTOCO	3500	3000	3389
HINDALCO	270	230	263
HINDUNILVR	2300	2200	2251
ICICIBANK	650	520	630
ITC	230	210	231

NIFTY50 Options OI (CE OI = Resistance) (PE OI = Support)

Symbol	Highest CE OI	Highest PE OI	CMP
INDUSINDBK	1000	900	1037
INFY	1300	1260	1282
IOC	110	90	104
JSWSTEEL	400	360	401
KOTAKBANK	2000	1800	1910
LT	1600	1400	1535
M&M	900	800	869
MARUTI	8000	7000	7656
NESTLEIND	18000	17000	17168
NTPC	100	90	97
ONGC	100	85	98
POWERGRID	210	185	205
RELIANCE	2000	1900	1928
SBILIFE	900	850	869
SBIN	300	300	357
SHREECEM	27000	23000	27129
SUNPHARMA	650	500	628
TATAMOTORS	330	300	327
TATASTEEL	700	620	657
TCS	3200	2500	3195
TECHM	1000	900	974
TITAN	1600	1400	1517
ULTRACEMCO	6500	6000	6193
UPL	600	500	551
WIPRO	500	400	431

DISCLOSURES

Research Reports that are published by Nirmal Bang Securities Private Limited (hereinafter referred to as "NBSPL") are for private circulation only. NBSPL is a registered Research Analyst under SEBI (Research Analyst) Regulations, 2014 having Registration no. INH000001766. NBSPL is also a registered Stock Broker with National Stock Exchange of India Limited, BSE Limited, Metropolitan Stock Exchange of India Limited, Multi Commodity Exchange of India Limited, National Commodity and Derivative Exchange Limited and Indian Commodity Exchange Limited in cash and Equity and Commodities derivatives segments.

NBSPL has other business divisions with independent research teams separated by Chinese walls, and therefore may, at times, have different or contrary views on stocks and markets.

NBSPL or its associates have not been debarred / suspended by SEBI or any other regulatory authority for accessing / dealing in securities Market. NBSPL, its associates or analyst or his relatives do not hold any financial interest (Except Investment) in the subject company. NBSPL or its associates or Analyst do not have any conflict or material conflict of interest at the time of publication of the research report with the subject company. NBSPL or its associates or Analyst or his relatives may or may not hold beneficial ownership of 1% or more in the subject company at the end of the month immediately preceding the date of publication of this research report.

NBSPL or its associates / analyst has not received any compensation / managed or co-managed public offering of securities of the company covered by Analyst during the past twelve months. NBSPL or its associates have not received any compensation or other benefits from the company covered by Analyst or third party in connection with the research report. Analyst has not served as an officer, director or employee of Subject Company. NBSPL / analyst has not been engaged in market making activity of the subject company. Analyst Certification: The research analysts and authors of these reports, hereby certify that the views expressed in this research report accurately reflects my/our personal views about the subject securities, issuers, products, sectors or industries. It is also certified that no part of the compensation of the analyst(s) was, is, or will be directly or indirectly related to the inclusion of specific recommendations or views in this research. The analyst(s) principally responsible for the preparation of this research report and has taken reasonable care to achieve and maintain independence and objectivity in making any recommendations.

DISCLAIMER

This report is for the personal information of the authorized recipient and does not construe to be any investment, legal or taxation advice to you. NBSPL is not soliciting any action based upon it. Nothing in this research shall be construed as a solicitation to buy or sell any security or product,

or to engage in or refrain from engaging in any such transaction. In preparing this research, we did not take into account the investment objectives, financial situation and particular needs of the reader.

This research has been prepared for the general use of the clients of NBSPL and must not be copied, either in whole or in part, or distributed or redistributed to any other person in any form. If you are not the intended recipient you must not use or disclose the information in this research in any way. Though disseminated to all the customers simultaneously, not all customers may receive this report at the same time. NBSPL will not treat recipients as customers by virtue of their receiving this report. This report is not directed or intended for distribution to or use by any person or entity resident in a state, country or any jurisdiction, where such distribution, publication, availability or use would be contrary to law, regulation or which would subject NBSPL & its group companies to registration or licensing requirements within such jurisdictions.

The report is based on the information obtained from sources believed to be reliable, but we do not make any representation or warranty that it is accurate, complete or up-to-date and it should not be relied upon as such. We accept no obligation to correct or update the information or opinions in it. NBSPL or any of its affiliates or employees shall not be in any way responsible for any loss or damage that may arise to any person from any inadvertent error in the information contained in this report. NBSPL or any of its affiliates or employees do not provide, at any time, any express or implied warranty of any kind, regarding any matter pertaining to this report, including without limitation the implied warranties of merchantability, fitness for a particular purpose, and non-infringement. The recipients of this report should rely on their own investigations.

This information is subject to change without any prior notice. NBSPL reserves its absolute discretion and right to make or refrain from making modifications and alterations to this statement from time to time. Nevertheless, NBSPL is committed to providing independent and transparent recommendations to its clients, and would be happy to provide information in response to specific client queries.

Before making an investment decision on the basis of this research, the reader needs to consider, with or without the assistance of an adviser, whether the advice is appropriate in light of their particular investment needs, objectives and financial circumstances. There are risks involved in securities trading. The price of securities can and does fluctuate, and an individual security may even become valueless. International investors are reminded of the additional risks inherent in international investments, such as currency fluctuations and international stock market or economic conditions, which may adversely affect the value of the investment. Opinions expressed are subject to change without any notice. Neither the company nor the director or the employees of NBSPL accept any liability whatsoever for any direct, indirect, consequential or other loss arising from any use of this research and/or further communication in relation to this research. Here it may be noted that neither NBSPL, nor its directors, employees, agents or representatives shall be liable for any damages whether direct or indirect, incidental, special or consequential including lost revenue or lost profit that may arise from or in connection with the use of the information contained in this report.

Copyright of this document vests exclusively with NBSPL.

Our reports are also available on our website www.nirmalbang.com